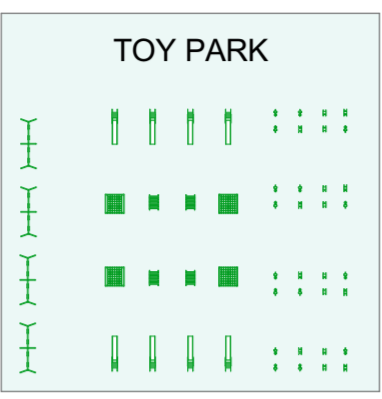
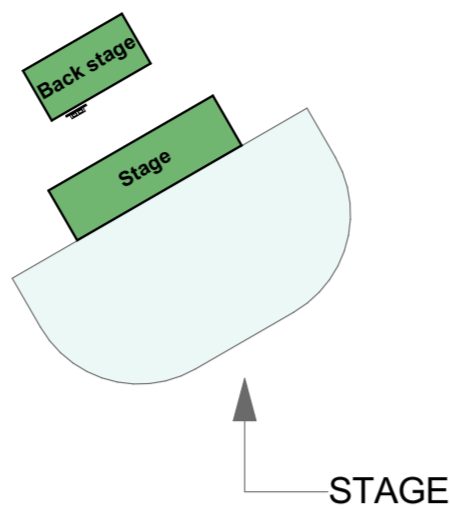


BACK STAGE

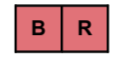


YOUTH / ENTERTAINMENT

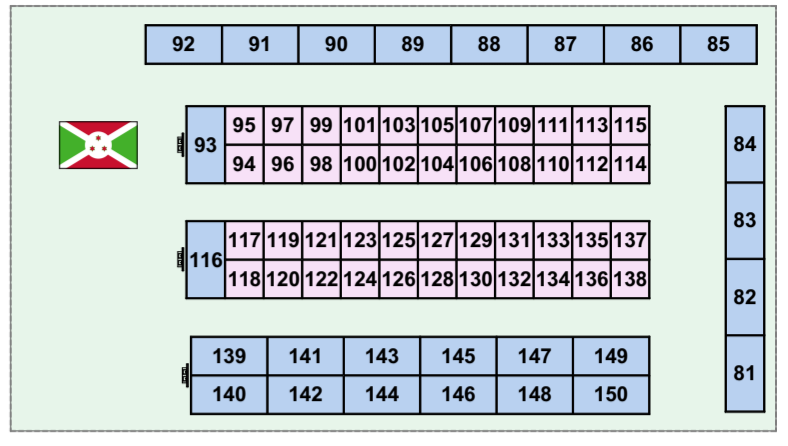


STAGE

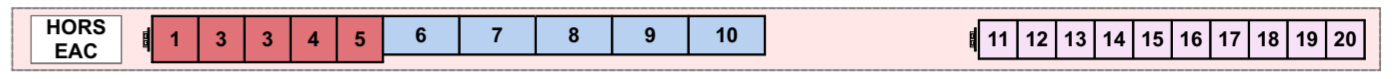
BAR / RESTO



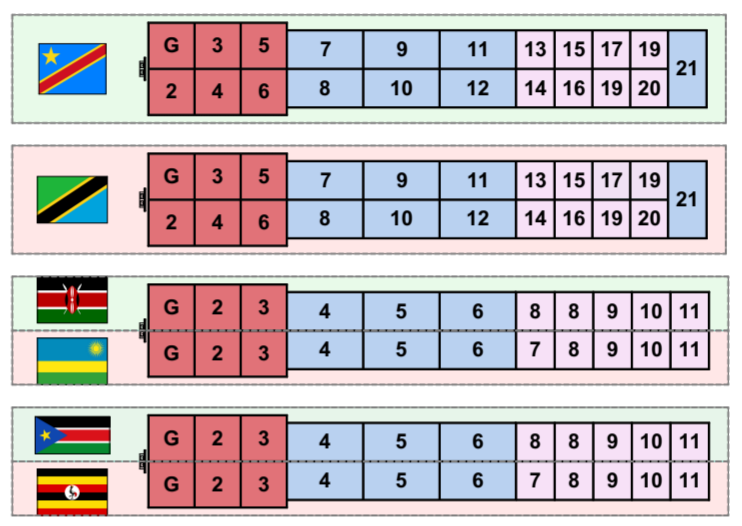
BURUNDI STANDS



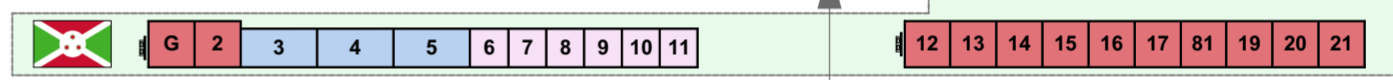
OUT OF EAC



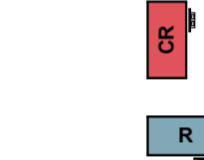
EAC STANDS



BURUNDI STANDS



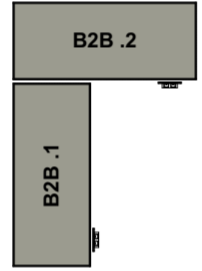
EMERGENCY EXIT



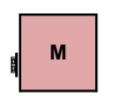
CROIX ROUGE

RESTORATION

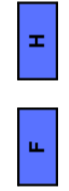
EXCHANGE SPACES



MEDIAS



VIP SANITARY



BADGES



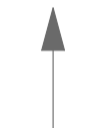
SECURITY



BAR / RESTO




SANITAIRY



WELCOME / ORIENTATION


COVID CHECK

MAIN ENTRANCE



MARQUEE 900 SEATS

VIP PARKING



Echelle 1:1000 / A2

	BURUNDI	EAC	OUT OF EAC
Stands 10x5 - 50m ²	50	26	5
Stands 5x5 - 25m ²	60	36	10
Stands 6x6 -36m ²	40	22	5
Total =	150	84	20